

WASHINGTON STATE

Room Sales Report

Winter 2002

(Nov.-Dec. 2001/Jan.-Feb. 2002)

Prepared by:

Dean Runyan Associates
833 SW 11th Avenue, Suite 920
Portland, Oregon 97205
503-226-2973
www.deanrunyan.com

Prepared for:

Washington State Office of
Trade and Economic Development
Business & Tourism Development
360-725-5050

May 2002

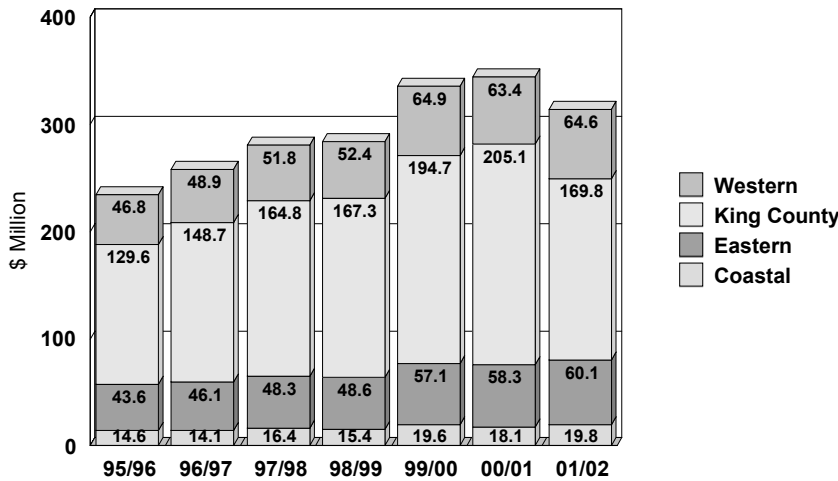


**Office of
Trade & Economic
Development**

Washington State. Four borders. No boundaries.™

Martha Choe, Director

Winter Room Sales by Region
(\$ Millions)



Western Region
includes Clark, Cowlitz, Island, Lewis, Pierce, San Juan, Skagit, Skamania, Snohomish, Thurston, and Whatcom counties.

Coastal Region
includes Clallum, Grays Harbor, Jefferson, Kitsap, Mason, Pacific, and Wahkiakum counties.

Eastern Region
includes all other counties except King.

Winter season
includes November, December, January, and February.

A 2 percent local option tax is levied on rentals of hotel/motel rooms and commercial campsites for 30 days or less. The tax is levied in most areas of the state of Washington. The state collects the tax and then distributes it back to the cities and counties where it was levied.

The tax revenues may be used for a variety of tourism-related activities.

(See *Washington State Lodging Tax Report*, prepared by Dean Runyan Associates for the Office of Economic Trade and Development.)

The room sales estimates provided in this report are estimated from these 2 percent "state-shared" local option tax receipts (\$1,000 of tax revenues is equivalent to \$50,000 of room sales).

Winter Room Sales in \$ Millions

Year	Coastal Region	Eastern Region	King County	Western Region	Washington State
95/96	14.6	43.6	129.6	46.8	234.7
96/97	14.1	46.1	148.7	48.9	257.8
97/98	16.4	48.3	164.8	51.8	281.3
98/99	15.4	48.6	167.3	52.4	283.6
99/00	19.6	57.1	194.7	64.9	336.3
00/01	18.1	58.3	205.1	63.4	344.9
01/02	19.8	60.1	169.8	64.6	314.2
Annual Percentage Change					
96-02	5.2	5.5	4.6	5.5	5.0
01-02	9.4	3.1	-17.2	1.8	-8.9

Room Sales by Season

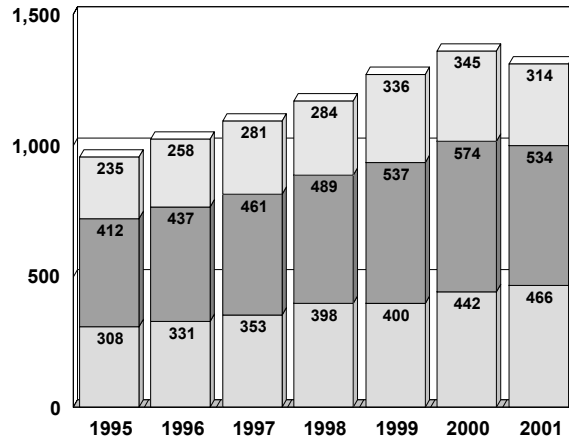
\$ Millions

Winter (November, December, & January, February of following year)

Summer-Fall (July, August, September & October)

Spring (March, April, May & June)

□ Winter
 ■ Summer-Fall
 □ Spring

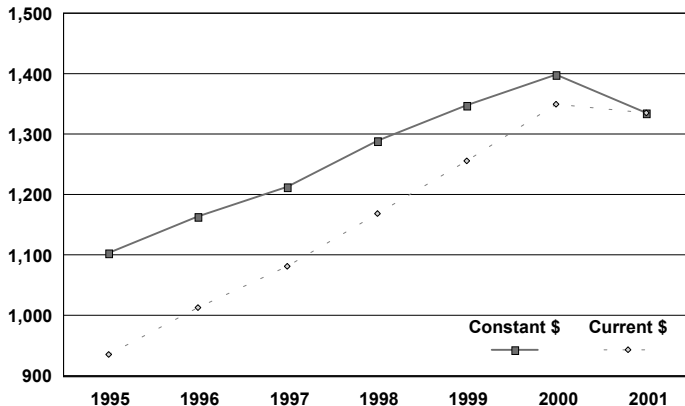


The state-shared 2 percent local option tax is credited against the state's 6.5 percent retail sales tax. Therefore, consumers do not bear the burden of the state-shared tax. Local governments within Washington are also eligible to levy an additional hotel/motel tax of up to 4 percent (not reported in this document). Up to one-half of the additional taxes can be credited against the state sales tax.

Estimates of room sales from hotel/motel tax receipts do not necessarily reflect changes in visitor volume. The volume (room-nights) is also affected by changes in room rates, which are a function of the demand and supply of rooms, as well as inflation. As indicated in the graph below, the rate of growth of room sales in real dollars is still positive over the past five years when adjusted for inflation.

**Washington State Annual Room Sales
 Constant and Current Dollars**

\$ Millions



The state-shared 2 percent tax distributions used in this report to estimate room sales were provided by the Washington State Department of Revenue. This data, as well as the distributions of Additional Hotel/Motel taxes, is reported on a monthly basis for cities and counties on the Department's web site (<http://dor.wa.gov>). Users of this report may also wish to refer to other reports prepared by Dean Runyan Associates for the Office of Economic Trade and Development.